







































































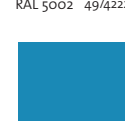










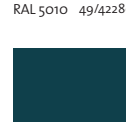

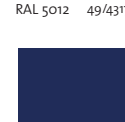
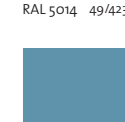




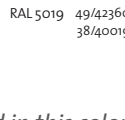



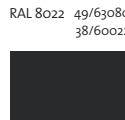



Powder Coating - Frame Color Options - RAL Color Chart: 80% Gloss

																	
RAL 1000 49/15200	RAL 1001 49/15190 38/15001	RAL 1002 49/22590 38/20002	RAL 1003 49/22580	RAL 1004 49/22570	RAL 1005 49/22560	RAL 1006 49/22550	RAL 1007 49/22540	RAL 1011 49/15180	RAL 6000 49/53160 38/50000	RAL 6001 49/52900 38/50005	RAL 6002 49/52890	RAL 6003 49/52880 38/50003	RAL 6004 49/50980 38/50004	RAL 6005 49/50670 38/50002	RAL 6006 49/52870 38/50006	RAL 6007 49/52860 38/50007	RAL 6008 49/53240 38/50008
																	
RAL 1012 49/22530	RAL 1013 49/11280 38/10013	RAL 1014 49/15170 38/15014	RAL 1015 49/15320 38/15015	RAL 1016 49/22520 38/20016	RAL 1017 49/22510	RAL 1018 49/21830	RAL 1019 49/13660 38/15019	RAL 1020 49/22500 38/20020	RAL 6009 49/52840 38/50009	RAL 6010 49/52830 38/50031	RAL 6011 49/52820 38/50011	RAL 6012 49/51540 38/50012	RAL 6013 49/52810 38/50013	RAL 6014 49/52800	RAL 6015 49/52790	RAL 6016 49/51020 38/50016	RAL 6017 49/52780 38/50017
																	
RAL 1021 49/22280	RAL 1023 49/22490	RAL 1024 49/22480 38/20024	RAL 1027 49/22470	RAL 1028 49/22460	RAL 1032 49/22450	RAL 1033 49/22240	RAL 1034 49/23910	RAL 1037 49/20096	RAL 6018 49/52720 38/50018	RAL 6019 49/51000 38/50019	RAL 6020 49/52710 38/50020	RAL 6021 49/52700 38/50021	RAL 6022 49/52690 38/50022	RAL 6024 49/52680	RAL 6025 49/52670	RAL 6026 49/52660 38/50026	RAL 6027 49/50990 38/50027
																	
RAL 2000 49/24570	RAL 2001 49/24560	RAL 2002 49/24550	RAL 2003 49/24540	RAL 2004 49/24530	RAL 2008 49/24340	RAL 2009 49/24360	RAL 2010 49/24520	RAL 2011 49/24580	RAL 6028 49/52650 38/50028	RAL 6029 49/52640 38/50029	RAL 6032 49/52630 38/50032	RAL 6033 49/55010 38/50033	RAL 6034 49/55020 38/50034	RAL 7000 49/72700 38/70000	RAL 7001 49/72710	RAL 7002 49/72720 38/70007	RAL 7003 49/72600
																	
RAL 3011 49/31090	RAL 3000 49/33120	RAL 3001 49/31120	RAL 3002 49/31110	RAL 3003 49/31100	RAL 3004 49/33900	RAL 3005 49/31900	RAL 3007 49/31910	RAL 3009 49/31920	RAL 7004 49/73300 38/70004	RAL 7005 49/72590 38/70005	RAL 7006 49/72580 38/70006	RAL 7008 49/72570	RAL 7009 49/72770 38/70009	RAL 7010 49/72560 38/70014	RAL 7011 49/72790 38/70011	RAL 7012 49/71180 38/70012	RAL 7013 49/72550 38/70013
																	
RAL 3012 49/31090	RAL 3012 49/31940 38/30012	RAL 3013 49/31950	RAL 3014 49/31080	RAL 3015 49/33670	RAL 3016 49/31980	RAL 3017 49/31060	RAL 3018 49/31050	RAL 3020 49/31040	RAL 7015 49/73280 38/70015	RAL 7016 49/72830 38/70016	RAL 7021 49/72540 38/70021	RAL 7022 49/72850 38/70022	RAL 7023 49/72530 38/70023	RAL 7024 49/72870 38/70024	RAL 7026 49/72880 38/70026	RAL 7030 49/72890 38/70027	RAL 7031 49/72520 38/70031
																	
RAL 3022 49/33700	RAL 3027 49/33660	RAL 3031 49/34730	RAL 4001 49/43160	RAL 4002 49/31030	RAL 4003 49/32270	RAL 4004 49/31020	RAL 4005 49/42780	RAL 4006 49/32090	RAL 7032 49/72910 38/70001	RAL 7033 49/72510 38/70033	RAL 7034 49/72500	RAL 7035 49/73510 38/70035	RAL 7036 49/72950 38/70036	RAL 7037 49/72480 38/70037	RAL 7038 49/72470 38/70038	RAL 7039 49/71020 38/70039	RAL 7040 49/75470 38/70046
																	
RAL 4007 49/32540	RAL 4008 49/32280	RAL 4009 49/34740	RAL 4010 49/40490	RAL 5000 49/42200	RAL 5001 49/42210	RAL 5002 49/42220	RAL 5003 49/42230	RAL 5004 49/42240 38/40004	RAL 7042 49/73250 38/70042	RAL 7043 49/72460 38/70043	RAL 7044 49/75480 38/70044	RAL 7045 49/77890 38/70045	RAL 7046 49/72010 38/70002	RAL 7047 49/72020 38/70047	RAL 8000 49/66170	RAL 8001 49/66160 38/60005	RAL 8002 49/66150 38/60002
																	
RAL 5005 49/43190	RAL 5007 49/42250 38/40007	RAL 5008 49/42260 38/40008	RAL 5009 49/42270	RAL 5010 49/42280	RAL 5011 49/43180 38/40011	RAL 5012 49/43170	RAL 5013 49/42310 38/40013	RAL 5014 49/42320	RAL 8003 49/66140 38/60003	RAL 8004 49/66130 38/60004	RAL 8007 49/66120 38/60007	RAL 8008 49/66110 38/60008	RAL 8011 49/66100 38/60011	RAL 8012 49/66090 38/60012	RAL 8014 49/65230 38/60010	RAL 8015 49/63040	RAL 8016 49/66080 38/60016
																	
RAL 5015 49/42330	RAL 5017 49/40760 38/40017	RAL 5018 49/41140 38/40020	RAL 5019 49/42360 38/40019	RAL 5020 49/44270 38/40018	RAL 5021 49/41190 38/40021	RAL 5022 49/42390	RAL 5023 49/44650	RAL 5024 49/44660	RAL 8017 49/65220 38/60017	RAL 8019 49/65490 38/60019	RAL 8022 49/63080 38/60022	RAL 8023 49/66070 38/60023	RAL 8024 49/66060 38/60024	RAL 8025 49/66050 38/60025	RAL 8028 49/66500 38/60028	RAL 9001 49/10016 38/10001	RAL 9002 49/70520 38/10002
																	

POWDER COAT - (Matte) FRAME COLOR OPTIONS



TIGER Drylac® 38/10130
SeaShell White 30±5*



TIGER Drylac® 38/70070
Taupe 30±5*



TIGER Drylac® 38/60040
Roman Bronze 30±5*



TIGER Drylac® 38/30028
Brick Red 20±5*



TIGER Drylac® 38/70049
Silver Grey 30±5*



TIGER Drylac® 38/10070
Bone White 30±5*



TIGER Drylac® 38/15002
Sierra Tan 30±5*



TIGER Drylac® 38/60080
Statuary Bronze 30±5*



TIGER Drylac® 38/60006
Aged Copper 20±5*



TIGER Drylac® 38/40025
Interstate Blue 20±5*



TIGER Drylac® 38/70048
Sky Grey 30±5*



TIGER Drylac® 38/70025
Ash Grey 30±5*




TIGER Drylac® 38/60090
Dark Anodized Bronze 20±5*



TIGER Drylac® 38/50080
Ivy Green 30±5*



TIGER Drylac® 38/40051
Military Blue 30±5*



TIGER Drylac® 38/15003
Almond 30±5*



TIGER Drylac® 38/70019
Slate Grey 30±5*



TIGER Drylac® 38/30033
Boysenberry 20±5*



TIGER Drylac® 38/50037
Classic Green 30±5*



TIGER Drylac® 38/80020
Jet Black 30±5*



TIGER Drylac® 38/15012
Sandstone 30±5*



TIGER Drylac® 38/60018
Koko Brown 30±5*



TIGER Drylac® 38/30041
Redwood 30±5*



TIGER Drylac® 38/50110
Hartford Green 30±5*



TIGER Drylac 38/81009
Railing Black Semi Gloss 60±5*

*Gloss level according to Gardner 60° ASTM D523. Paper and ink limitations of color samples as well as influence from heat and light account for differences from actual powder coatings.

Glossy

POWDER COATING - (Matte) FRAME COLOR OPTIONS

Metallic



TIGER Drylac® 38/00001
Clear 90+*



TIGER Drylac® 38/15009
Crème 305 85±5*



TIGER Drylac® 38/50039
Highland 305 85±5*



TIGER Drylac® 38/70061
Grey Classic 314 85±5*



TIGER Drylac® 38/90003
Argento 301 Metallic



TIGER Drylac® 38/10007
Bianco 302 85±5*



TIGER Drylac® 38/15007
Crème 303 85±5*



TIGER Drylac® 38/50040
Highland 306 85±5*



TIGER Drylac® 38/80002
Carbon 301 85±5*



TIGER Drylac® 38/90010
Marine Silver



TIGER Drylac® 38/10090
Extrusion White 85±5*



TIGER Drylac® 38/15005
Crème 301 85±5*



TIGER Drylac® 38/50041
Highland 307 85±5*



TIGER Drylac® 38/90007
Argento 305 Metallic



TIGER Drylac® 38/70032
Grey Classic 303 85±5*




TIGER Drylac® 38/60026
Marrone 306 85±5*



TIGER Drylac® 38/40033
Azzurro 307 85±5*



TIGER Drylac® 38/90011
Argento 308 Metallic



TIGER Drylac® 38/70056
Grey Classic 310 85±5*



TIGER Drylac® 38/60039
Marrone 308 85±5*



TIGER Drylac® 38/70054
Grey Classic 308 85±5*



TIGER Drylac® 38/90015
Pearl Dark Grey Metallic

*Gloss level according to Gardner 60° ASTM D523. Paper and ink limitations, account for differences from actual powder coatings. Gloss levels are indicated as shown, or otherwise defaulted to 80%.

bp - Glass Garage Doors & Entry Systems - Frame Color - Sim. Wood Powder Coating




DS 403
1001/01



DS 403
1002/01



DS 402
1101/02



DS 403
1102/01



DS 402
1103/01



DS 403
1301/01



DS 403
1401/01



DS 403
1402/02



DS 402
1403/01




DS 402
1404/02




DS 402
1405/02




DS 402
1406/01




DS 403
1407/01




DS 402
1501/02




DS 402
1502/02



DS 402
1601/06



DS 402
1602/01




DS 402
1603/02




DS 406
1701/01




DS 403
1801/02



DS 403
1802/02



DS 403
1803/01




DS 403
1804/05




DS 403
1806/02




DS 403
1807/01




DS 402
1901/01




DS 402
2001/01




DS 402
2101/01




DS 402
2102/01




DS 402
2103/01



DS 402
2104/01




DS 403
2301/02




DS 403
2401/04




DS 810+PE411
2402/02




DS 403
2501/02




DS 402
2501/05




DS 402
2502/01




DS 403
2503/04



DS 403
2504/01



DS 403
2505/01



DS 403
2507/01




DS 402
2902/03




Proven performance and lasting durability. That's why generations of architects and building professionals, have trusted Kynar Color Coatings; to protect architectural metal substrates.

All PPG Kynar coatings contain 70% fluoropolymer resin, which is chemically inert to protect your building from environmental stresses. Adhesion and flexibility are excellent, which resists chipping, cracking, crazing, erosion, abrasion and impact. Color fast warranties are provided for 20 - 30 years.


10 colors (shown below) out of 500+ for your choosing - [Custom color mathcing upon request]



Graham White
UC72638




Bright White
UC55026




Kuala White
UC74215




Caramel Latte
UC105737




Natural Wicker
UC105747



Antique Bronze
UC100027




Fairview Taupe
UC105741



Medium Bronze
UC109862



Sanctuary Bronze
UC43347



Black
UC40577

Lasting Choices with Architecturally Tested Coating Systems


Kynar coatings meet the industry's toughest performance requirements, including AAMA 2605 (Voluntary Specification), for Performance Requirements, Test Procedures, and Superior Performing Organic Coatings; on Aluminum Extrusions and Panels.



DISCLAIMER:

The color chips on this website cannot be considered totally accurate color matches, and are not to be used as approved standards. This document contains general information only, and should not be construed as creating any warranties, express or implied. Please contact a PPG representative for additional information.

bp - Glass Garage Doors "Glass Panel Options"




CLEAR LAMINATED




OBSUCRED LAMINATED
REG. WHITE (SLIGHT GREENISH HUE)



OBSCURED OR TRANSPARENT
LAMINATED STARFIRE WHITE
([ARCHITECTURAL LOW-IRON)



OBSCURED OR TRANSPARENT
LAMINATED (AZURLITE)
(Orders of 10 or more doors)




OBSCURED OR TRANSPARENT
LAMINATED (SOLEX GREEN)




OBSCURED OR
TRANSPARENT LAMINATED
(GRAY 60%)




OBSCURED OR TRANSPARENT
LAMINATED (GRAY 24%)




OBSCURED OR TRANSPARENT
LAMINATED (EVERGREEN)
(Orders of 10 or more doors)



OBSCURED OR TRANSPARENT
LAMINATED (BRONZE)




TEMPERED (AZURLITE)
(Orders of 10 or more doors)




TEMPERED (BRONZE)




TEMPERED (EVERGEEN)
(Orders of 10 or more doors)



TEMPERED (SOLEX GREEN)




TEMPERED (GRAY 61%)



TEMPERED (GRAY 24%)


bp - Glass Garage Doors "Glass Panel Options"




REFLECTIVE TEMPERED BLUE RC




REFLECTIVE TEMPERED BRONZE RC




REFLECTIVE TEMPERED GRAY RC



REFLECTIVE TEMPERED GREEN RC



OBSCURED or TRANSPARENT INSUL.
STARPHIRE via SANDBLAST (WHITE)




OBSCURED or TRANSPARENT INSUL.
via ACID ETCH (SLIGHT GREEN HUE)



OBSCURED or TRANSPARENT INSUL.
via ACID ETCH (AZURLITE)
(Orders of 10 or more doors)



OBSCURED or TRANSPARENT INSUL.
via ACID ETCH (EVERGREEN)
(Orders of 10 or more doors)



OBSCURED or TRANSPARENT INSUL.
via ACID ETCH (BRONZE)




OBSCURED or TRANSPARENT INSUL.
via ACID ETCH (GRAY 60%)



OBSCURED or TRANSPARENT INSUL.
via ACID ETCH (GRAY 24%)



OBSCURED or TRANSPARENT INSUL.
via ACID ETCH (SOLEX GREEN)



CLEAR: TEMP., LAMI, INSUL., & LOW-E